



2013



Round 3 : Queensland Raceway : June 14 - 16

SPORTS RACER

Qualifying

Date: 15/06/13
Event: Q08
Weather: Partly cloudy - Temp: 17.6C
Track: Dry - Temp: 28.2C

Started at: 12:30:01
Laps: 20 Min
Starters: 9
Printed at: 13:04

PROVISIONAL CLASSIFICATION

Pos	No	Name	Machine	Fastest Lap	On Lap	Behind Prev	Behind Leader
1	56	James WINSLOW (ENG) / West Race Cars	West WR 998	1:08.735	14 of 16		
2	1	Adam PROCTOR (NSW) / AP Racing	Stohr WF1 998	1:08.931	17 of 17	.196	.196
3	81	Craig PERRY (NSW)	Stohr WF1 998	1:09.278	14 of 17	.347	.543
4	2	Darren BARLOW (NSW) / AP Racing	Stohr WF1 998	1:09.427	13 of 15	.149	.692
5	61	Mark LAUCKE (SA) / Laucke Flour Mills	West WR 998	1:10.001	4 of 9	.574	1.266
6	18	Aaron STEER (SA) / West Race Cars	West WR 998	1:10.884	9 of 10	.883	2.149
7	33	Michael WHITING (SA) / Mousetrap Motorsport	West WR 998	1:12.085	4 of 9	1.201	3.350
8	8	Warren THOMPSON (WA) / Ultra Fast Karts	West WR 1340	1:13.994	9 of 10	1.909	5.259
9	83	Aaron THOMPSON (SA) / Ultra Fast Karts	West WR 998	1:23.255	3 of 8	9.261	14.520

Current qualifying record for SR class - 1:08.415 by James WINSLOW (UK) on a West Kawasaki WR 1000 set on 15/09/12

*** ALL DIRVERS QUALIFY ***

*** RED FLAG 14:15 INTO SESSION DUE TO CAR SPUN AT TURN 2. SESSION RE-STARTED FOR REMAINING 5:45 ***

The results are provisional until the end of the time limit for protests and appeals.


Chief Time Keeper - Scott Laing

Clerk of Course - Paul Cansdale



Computime Race Timing Systems Pty Ltd © 1996
Licensed to Computime Race Timing Systems
www.computime.com.au

COMPUTIME RACE TIMING SYSTEMS PTY LTD
9 Timber Lane, Glen Waverley, Vic 3150. Ph : 0418 17 13 17
E-mail : scott@computime.com.au





2013



Round 3 : Queensland Raceway : June 14 - 16

SPORTS RACER

Qualifying

Date: 15/06/13
Event: Q08
Weather: Partly cloudy - Temp: 17.6C
Track: Dry - Temp: 28.2C

Started at: 12:30:01
Laps: 20 Min
Starters: 9
Printed at: 13:04

PROVISIONAL LAP TIMES

No	Name	Lap 1	Lap 2	Lap 3	Lap 4	Lap 5	Lap 6	Lap 7	Lap 8	Lap 9	Lap 10
1	Adam PROCTOR (NSW)	1:34.827	1:10.872	1:09.345	1:09.493	1:09.340	1:10.608	1:09.486	1:10.876	1:09.236	1:09.370
	10	1:09.188	3:23.023	4:19.472	1:09.234	1:09.095	1:09.248	1:08.931			
2	Darren BARLOW (NSW)	1:37.537	1:10.545	1:09.615	1:09.629	1:10.532	3:01.203	1:24.244	1:10.156	1:09.949	4:16.522
	10	3:55.656	1:09.854	1:09.427	1:09.653	1:09.851					
8	Warren THOMPSON (WA)	1:51.217	1:22.676	1:18.260	1:16.265	1:15.486	1:14.287	1:14.391	1:14.441	1:13.994	1:15.526
18	Aaron STEER (SA)	1:34.834	1:12.607	1:11.495	1:11.713	1:11.932	10:32.120	3:55.948	1:11.168	1:10.884	1:11.192
33	Michael WHITING (SA)	1:44.438	1:15.277	1:12.232	1:12.085	1:34.740	1:21.257	1:14.122	1:14.124	1:15.864	
56	James WINSLOW (ENG)	1:26.256	1:09.678	1:09.064	1:09.099	1:09.430	1:09.773	1:09.287	1:09.588	1:09.122	1:37.157
	10	4:17.188	4:06.589	1:09.100	1:08.735	1:08.755	1:09.045				
61	Mark LAUCKE (SA)	1:40.451	1:11.295	1:10.156	1:10.001	1:10.521	1:10.504	1:11.107	1:10.537	7:03.471	
81	Craig PERRY (NSW)	1:41.424	1:10.553	1:09.972	1:10.052	1:10.047	1:11.799	1:09.799	1:12.435	1:09.778	1:12.625
	10	1:09.662	3:43.028	3:54.484	1:09.278	1:10.865	1:13.059	1:13.357			
83	Aaron THOMPSON (SA)	1:41.867	1:24.479	1:23.255	5:58.897	1:37.184	1:23.279	4:06.366	4:42.846		

*** ALL DIRVERS QUALIFY ***

*** RED FLAG 14:15 INTO SESSION DUE TO CAR SPUN AT TURN 2. SESSION RE-STARTED FOR REMAINING 5:45 ***

The results are provisional until the end of the time limit for protests and appeals.

Chief Time Keeper - Scott Laing

Clerk of Course - Paul Cansdale



Computime Race Timing Systems Pty Ltd © 1996


Licensed to Computime Race Timing Systems

www.computime.com.au

COMPUTIME RACE TIMING SYSTEMS PTY LTD

9 Timber Lane, Glen Waverley, Vic 3150. Ph : 0418 17 13 17

E-mail : scott@computime.com.au





2013



Round 3 : Queensland Raceway : June 14 - 16

SPORTS RACER

Qualifying

Date: 15/06/13
 Event: Q08
 Weather: Partly cloudy - Temp: 17.6C
 Track: Dry - Temp: 28.2C

Started at: 12:30:01
 Laps: 20 Min
 Starters: 9
 Printed at: 13:04

PROVISIONAL SPLIT TIMES


Lap	Split 1	Split 2	Split 3	Lap Time	Lap	Split 1	Split 2	Split 3	Lap Time
1 Adam PROCTOR (NSW) (2nd)					33 Michael WHITING (SA) (7th)				
1	43.323	34.625	16.879	1:34.827	1	49.258	37.224	17.956	1:44.438
2	23.397	30.952	16.523	1:10.872	2	24.557	33.315	17.405	1:15.277
3	22.772	30.284	<u>16.289</u>	1:09.345	3	23.469	31.739	<u>17.024</u>	1:12.232
4	22.707	30.349	16.437	1:09.493	4	<u>23.247</u>	<u>31.542</u>	17.296	<u>1:12.085</u>
5	22.707	30.268	16.365	1:09.340	5	23.931	1:10.809		1:34.740
6	22.742	31.027	16.839	1:10.608	6	29.303	34.208	17.746	1:21.257
7	22.645	30.407	16.434	1:09.486	7	24.304	32.141	17.677	1:14.122
8	23.730	30.700	16.446	1:10.876	8	24.090	32.256	17.778	1:14.124
9	22.670	30.174	16.392	1:09.236	9	24.473	33.705	17.686	1:15.864
10	22.705	30.349	16.316	1:09.370	56 James WINSLOW (ENG) (1st)				
11	22.513	30.263	16.412	1:09.188	1	37.195	32.162	16.899	1:26.256
12	25.619	37.293	2:20.111	3:23.023	2	22.964	30.206	16.508	1:09.678
13	3:31.825	31.125	16.522	4:19.472	3	22.601	30.051	16.412	1:09.064
14	22.535	30.371	16.328	1:09.234	4	22.509	30.066	16.524	1:09.099
15	22.508	30.261	16.326	1:09.095	5	22.768	29.941	16.721	1:09.430
16	<u>22.498</u>	30.343	16.407	1:09.248	6	22.870	30.013	16.890	1:09.773
17	22.512	<u>30.113</u>	16.306	<u>1:08.931</u>	7	22.488	30.355	16.444	1:09.287
2 Darren BARLOW (NSW) (4th)					8	22.791	30.313	16.484	1:09.588
1	45.130	35.262	17.145	1:37.537	9	22.525	30.184	16.413	1:09.122
2	22.895	30.983	16.667	1:10.545	10	23.306	1:13.851		1:37.157
3	<u>22.240</u>	30.680	16.695	1:09.615	11	50.147	3:27.041		4:17.188
4	22.376	30.505	16.748	1:09.629	12	3:18.847	31.219	16.523	4:06.589
5	22.765	31.030	16.737	1:10.532	13	22.557	30.216	16.327	1:09.100
6	23.080	30.852	2:07.271	3:01.203	14	22.453	30.010	16.272	<u>1:08.735</u>
7	35.705	31.702	16.837	1:24.244	15	22.557	<u>29.927</u>	<u>16.271</u>	1:08.755
8	22.688	30.791	16.677	1:10.156	16	<u>22.448</u>	30.077	16.520	1:09.045
9	22.502	30.698	16.749	1:09.949	61 Mark LAUCKE (SA) (5th)				
10	22.573	33.499	3:20.450	4:16.522	1	47.799	35.405	17.247	1:40.451
11	3:07.319	31.577	16.760	3:55.656	2	23.784	31.004	16.507	1:11.295
12	22.655	30.854	<u>16.345</u>	1:09.854	3	23.210	<u>30.575</u>	<u>16.371</u>	1:10.156
13	22.562	30.480	16.385	<u>1:09.427</u>	4	<u>22.973</u>	30.592	16.436	<u>1:10.001</u>
14	22.783	<u>30.467</u>	16.403	1:09.653	5	23.422	30.588	16.511	1:10.521
15	22.728	30.636	16.487	1:09.851	6	23.354	30.688	16.462	1:10.504
8 Warren THOMPSON (WA) (8th)					7	23.481	31.011	16.615	1:11.107
1	46.280	43.574	21.363	1:51.217	8	23.361	30.716	16.460	1:10.537
2	28.837	35.404	18.435	1:22.676	9	25.515	6:37.956		7:03.471
3	26.457	33.893	17.910	1:18.260	81 Craig PERRY (NSW) (3rd)				
4	25.069	33.608	17.588	1:16.265					

Scott Laing
 Chief Time Keeper - Scott Laing

Paul Cansdale
 Clerk of Course - Paul Cansdale



Computime Race Timing Systems Pty Ltd © 1996
 Licensed to Computime Race Timing Systems
www.computime.com.au
COMPUTIME RACE TIMING SYSTEMS PTY LTD
 9 Timber Lane, Glen Waverley, Vic 3150. Ph : 0418 17 13 17
 E-mail : scott@computime.com.au





2013



Round 3 : Queensland Raceway : June 14 - 16

SPORTS RACER

Qualifying

Date: 15/06/13
 Event: Q08
 Weather: Partly cloudy - Temp: 17.6C
 Track: Dry - Temp: 28.2C

Started at: 12:30:01
 Laps: 20 Min
 Starters: 9
 Printed at: 13:04

PROVISIONAL SPLIT TIMES

Lap	Split 1	Split 2	Split 3	Lap Time	Lap	Split 1	Split 2	Split 3	Lap Time
5	24.956	32.723	17.807	1:15.486	1	47.074	36.273	18.077	1:41.424
6	24.648	32.345	17.294	1:14.287	2	23.061	30.685	16.807	1:10.553
7	24.690	32.595	17.106	1:14.391	3	22.851	30.403	16.718	1:09.972
8	24.891	32.283	17.267	1:14.441	4	22.837	30.545	16.670	1:10.052
9	24.722	31.892	17.380	1:13.994	5	22.704	30.290	17.053	1:10.047
10	25.093	32.631	17.802	1:15.526	6	23.984	31.026	16.789	1:11.799
					7	22.770	30.503	16.526	1:09.799
					8	24.293	31.334	16.808	1:12.435
					9	22.834	30.500	16.444	1:09.778
					10	25.083	30.919	16.623	1:12.625
					11	22.836	30.296	16.530	1:09.662
					12	23.394	35.721	2:43.913	3:43.028
					13	3:06.246	31.263	16.975	3:54.484
					14	22.525	30.295	16.458	1:09.278
					15	22.591	31.050	17.224	1:10.865
					16	24.014	32.351	16.694	1:13.059
					17	25.283	31.255	16.819	1:13.357
18 Aaron STEER (SA) (6th)									
1	42.919	34.987	16.928	1:34.834					
2	23.665	32.107	16.835	1:12.607					
3	23.473	31.138	16.884	1:11.495					
4	23.519	31.354	16.840	1:11.713					
5	23.446	31.706	16.780	1:11.932					
6	27.491	37.160	9:27.469	10:32.120					
7	3:06.761	32.225	16.962	3:55.948					
8	23.299	31.064	16.805	1:11.168					
9	23.304	30.874	16.706	1:10.884					
10	23.339	31.187	16.666	1:11.192					
83 Aaron THOMPSON (SA) (9th)									
1	42.872	38.869	20.126	1:41.867					
2	27.852	37.367	19.260	1:24.479					
3	27.807	36.731	18.717	1:23.255					
4	27.712	36.658	4:54.527	5:58.897					
5	42.376	35.639	19.169	1:37.184					
6	26.324	35.486	21.469	1:23.279					
7	1:03.034	1:08.964	1:54.368	4:06.366					
8	2:42.203	39.314	1:21.329	4:42.846					

*** ALL DIRVERS QUALIFY ***

*** RED FLAG 14:15 INTO SESSION DUE TO CAR SPUN AT TURN 2. SESSION RE-STARTED FOR REMAINING 5:45 ***

The results are provisional until the end of the time limit for protests and appeals.


Scott Laing
Chief Time Keeper - Scott Laing

Paul Cansdale
Clerk of Course - Paul Cansdale



Computime Race Timing Systems Pty Ltd © 1996
 Licensed to Computime Race Timing Systems
www.computime.com.au

COMPUTIME RACE TIMING SYSTEMS PTY LTD
 9 Timber Lane, Glen Waverley, Vic 3150. Ph : 0418 17 13 17
 E-mail : scott@computime.com.au





2013



Round 3 : Queensland Raceway : June 14 - 16

SPORTS RACER Qualifying

Date: 15/06/13
Event: Q08
Weather: Partly cloudy - Temp: 17.6C
Track: Dry - Temp: 28.2C

Started at: 12:30:01
Laps: 20 Min
Starters: 9
Printed at: 13:04

PROVISIONAL FASTEST LAPS SEQUENCE

Race Time	No	Name	Machine	Fastest Lap	On Lap
2:18.346	1	Adam PROCTOR (NSW)	Stohr WF1 998	1:34.827	1
2:24.820	56	James WINSLOW (ENG)	West WR 998	1:26.256	1
3:29.218	1	Adam PROCTOR (NSW)	Stohr WF1 998	1:10.872	2
3:30.213	2	Darren BARLOW (NSW)	Stohr WF1 998	1:10.545	2
3:34.498	56	James WINSLOW (ENG)	West WR 998	1:09.678	2
4:38.563	1	Adam PROCTOR (NSW)	Stohr WF1 998	1:09.345	3
4:43.562	56	James WINSLOW (ENG)	West WR 998	1:09.064	3
23:58.630	56	James WINSLOW (ENG)	West WR 998	1:08.735	14

*** ALL DIRVERS QUALIFY ***

*** RED FLAG 14:15 INTO SESSION DUE TO CAR SPUN AT TURN 2. SESSION RE-STARTED FOR REMAINING 5:45 ***

The results are provisional until the end of the time limit for protests and appeals.

Chief Time Keeper - Scott Laing

Clerk of Course - Paul Cansdale




Computime Race Timing Systems Pty Ltd © 1996
Licensed to Computime Race Timing Systems

www.computime.com.au

COMPUTIME RACE TIMING SYSTEMS PTY LTD

9 Timber Lane, Glen Waverley, Vic 3150. Ph : 0418 17 13 17

E-mail : scott@computime.com.au





2013



Round 3 : Queensland Raceway : June 14 - 16

SPORTS RACER

Qualifying

Date: 15/06/13
Event: Q08
Weather: Partly cloudy - Temp: 17.6C
Track: Dry - Temp: 28.2C

Started at: 12:30:01
Laps: 20 Min
Starters: 9
Printed at: 13:04

PROVISIONAL BEST PARTIAL TIMES

Pos	Name	Split 1		Split 2		Split 3		LAP	Ideal	Fastest
		Time	Name	Time	Name	Time	Name			
1	D. BARLOW	22.240	J. WINSLOW	29.927	J. WINSLOW	16.271	J. WINSLOW	1:08.646	1:08.735	
2	J. WINSLOW	22.448	A. PROCTOR	30.113	A. PROCTOR	16.289	A. PROCTOR	1:08.900	1:08.931	
3	A. PROCTOR	22.498	C. PERRY	30.290	D. BARLOW	16.345	D. BARLOW	1:09.052	1:09.427	
4	C. PERRY	22.525	D. BARLOW	30.467	M. LAUCKE	16.371	C. PERRY	1:09.259	1:09.278	
5	M. LAUCKE	22.973	M. LAUCKE	30.575	C. PERRY	16.444	M. LAUCKE	1:09.919	1:10.001	
6	M. WHITING	23.247	A. STEER	30.874	A. STEER	16.666	A. STEER	1:10.839	1:10.884	
7	A. STEER	23.299	M. WHITING	31.542	M. WHITING	17.024	M. WHITING	1:11.813	1:12.085	
8	W. THOMPSON	24.648	W. THOMPSON	31.892	W. THOMPSON	17.106	W. THOMPSON	1:13.646	1:13.994	
9	A. THOMPSON	26.324	A. THOMPSON	35.486	A. THOMPSON	18.717	A. THOMPSON	1:20.527	1:23.255	

*** ALL DIRVERS QUALIFY ***

*** RED FLAG 14:15 INTO SESSION DUE TO CAR SPUN AT TURN 2. SESSION RE-STARTED FOR REMAINING 5:45 ***

The results are provisional until the end of the time limit for protests and appeals.

Chief Time Keeper - Scott Laing

Clerk of Course - Paul Cansdale




Computime Race Timing Systems Pty Ltd © 1996
Licensed to Computime Race Timing Systems

www.computime.com.au

COMPUTIME RACE TIMING SYSTEMS PTY LTD

9 Timber Lane, Glen Waverley, Vic 3150. Ph : 0418 17 13 17

E-mail : scott@computime.com.au





2013



Round 3 : Queensland Raceway : June 14 - 16

**SPORTS RACER
EVENT 4**

Date: 15/06/13
Event: Q08
Weather: Partly cloudy - Temp: 17.6C
Track: Dry - Temp: 28.2C

Started at: 12:30:01
Laps: 20 Min
Starters: 9
Printed at: 13:04

PROVISIONAL GRID SHEET



	2		1	
	1	A. PROCTOR 1:08.931		56
				1
	4		3	
2	D. BARLOW 1:09.427		81	C. PERRY 1:09.278
				2
	6		5	
	18	A. STEER 1:10.884		61
				3
	8		7	
8	W. THOMPSON 1:13.994		33	M. WHITING 1:12.085
				4
			9	
			83	A. THOMPSON 1:23.255
				5

*** ALL DIRVERS QUALIFY ***

*** RED FLAG 14:15 INTO SESSION DUE TO CAR SPUN AT TURN 2. SESSION RE-STARTED FOR REMAINING 5:45 ***

The results are provisional until the end of the time limit for protests and appeals.

Scott Laing

Chief Time Keeper - Scott Laing

Paul Cansdale

Clerk of Course - Paul Cansdale



Computime Race Timing Systems Pty Ltd © 1996
Licensed to Computime Race Timing Systems
www.computime.com.au

COMPUTIME RACE TIMING SYSTEMS PTY LTD
9 Timber Lane, Glen Waverley, Vic 3150. Ph : 0418 17 13 17
E-mail : scott@computime.com.au

